



**CITY OF BURIEN**  
**ANNUAL POLICE SERVICE HIGHLIGHTS & DATA**  
**2016**

Provided for the Residents by:

**Police Chief Scott Kimerer, City of Burien Police Department**

14905 6th Ave. SW

Burien, WA 98166

(206) 296-3333

[Scott.Kimerer@kingcounty.gov](mailto:Scott.Kimerer@kingcounty.gov)

## City of Burien Administration

MAYOR	Lucy Krakowiak
DEPUTY MAYOR	Bob Edgar
COUNCIL MEMBERS	Steve Armstrong Lauren Berkowitz Austin Bell Nancy Tosta Debi Wagner
INTERIM CITY MANAGER	Tony Piasecki
CHIEF OF POLICE	Chief Scott Kimerer



**About**

About the Annual Police Service Highlights & Data Report ..... 4  
Burien Police Department Mission, Goals, & Core Values ..... 4  
City of Burien Patrol Districts ..... 5

**Section 1: Police Service Highlights**

City Cost Comparison ..... 7  
Part I Violent Crimes against People ..... 9  
Part I Non-Violent Crimes against Property ..... 10  
Traffic and Automobile Incident Information ..... 11  
Part I & II Cases Closed by Arrest ..... 13  
Adult and Juvenile Charges and Arrests ..... 13  
Calls for Police Assistance ..... 14  
Response Times to High Priority Calls ..... 15  
Commissioned Officers per 1,000 Residents ..... 16  
Dispatched Calls for Service (DCFS) per Patrol Officer ..... 16  
Costs of Police Services per Capita ..... 17  
Cost per \$1,000 of Assessed Real Property Value ..... 17  
Complaints against Officers ..... 18

**Section 2: Police Service Data**

Crime Summary ..... 20



## About the Annual Police Service Highlights & Data Report

The Annual Police Service Highlights & Data Report contains information on the service efforts and accomplishments of the Burien Police Department to support its mission, goals, and objectives. The goal of the report is to keep the City of Burien residents, staff, administrators, and elected officials informed of police service and crime activity in the city. The report is produced by the City of Burien Police Department in partnership with the King County Sheriff's Office (KCSO) Research, Planning and Informational Services and Contracts Units. Questions about the report can be directed to the Burien chief of police.

The Police Service Highlights section gives a narrative of police efforts and year-to-year comparisons of selected crime and police service data. Most of the data in this section is taken from the Police Services Data section unless otherwise indicated as being from a difference source.

The Police Service Data section provides further detailed crime and police service data. Please note that numbers in this section may differ slightly from numbers in the Police Services Highlights due to rounding differences.

## Burien Police Department Mission, Goals, & Core Values

### *Mission*

The mission of the Burien Police Department is to prevent crime and create an environment where people feel safe, while providing quality, professional law enforcement services designed to improve public safety.

### *Core Values*

The Burien Police are committed to the core values of Leadership, Integrity, Service and Teamwork. We firmly believe in our core values and let these values guide all work that we do in the community.

### *Goals & Objectives*

In order to realize this mission, the City of Burien Police Department has adopted the following goals and objectives:

Goal # 1: Provide high-quality, cost-effective, and accountable services to the City of Burien

Objective: Provide responsive services to residents.

Objective: Provide cost-effective services to residents.

Goal # 2: Reduce crime and the fear of crime

Objective: Use information for crime analysis

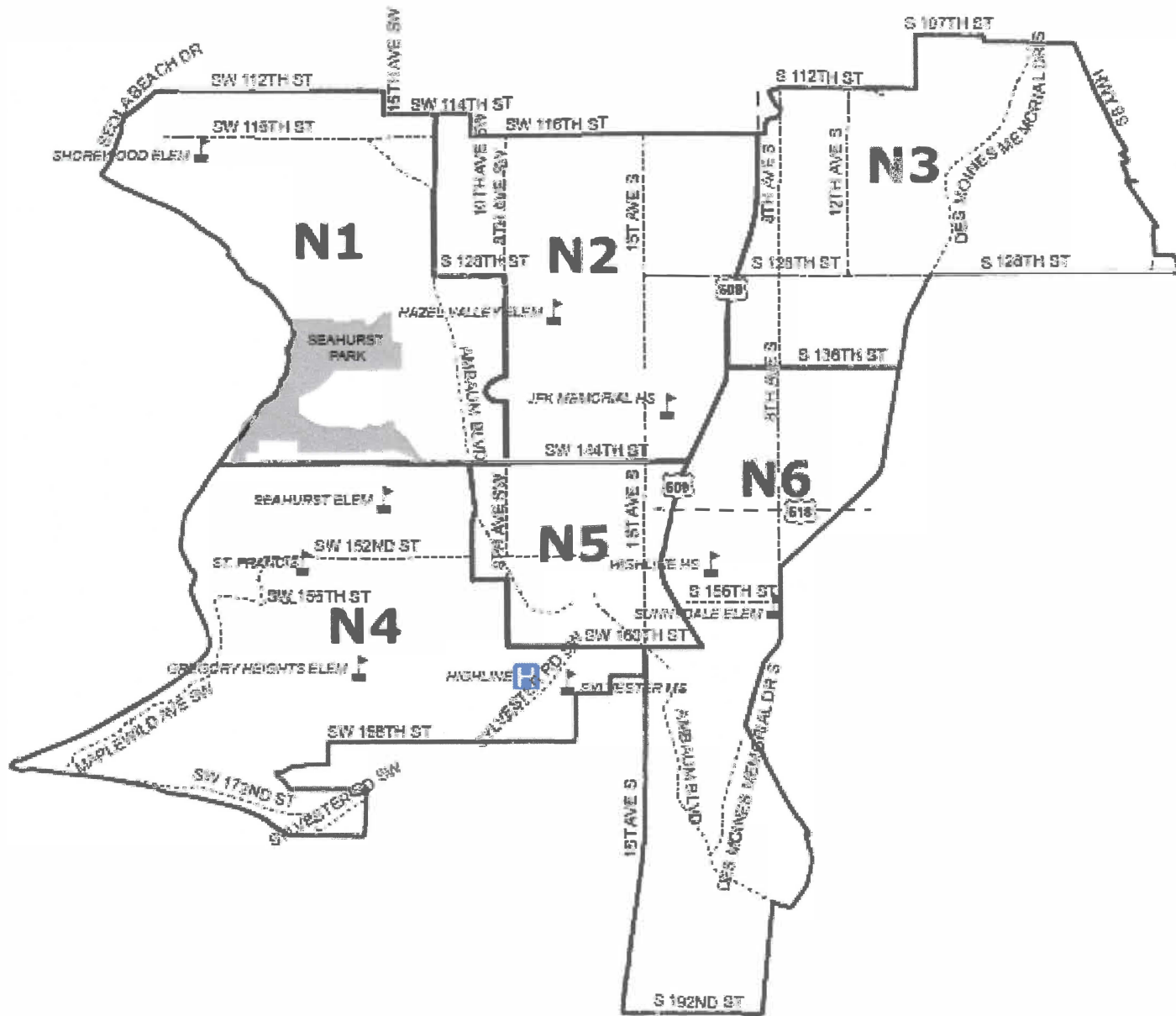
Objective: Apprehend offenders

Objective: Prevent crime

Objective: Improve residents' feeling of security

Goal # 3: Increase diversity, including gender diversity, in the workplace





# City of Burien Police Service Highlights 2016



## City Cost Comparison

The annual police cost comparison study is conducted by the KCSO Contracts Unit. The study accounts for budget differences and may factor in (or out) certain line items in order to allow for “apples-to-apples” comparisons. Burien’s cost per capita here is different than the contract cost per capita, which only includes Burien’s law enforcement contract paid to the county.

City	2016 Police Budget	2016 Population	2016 Sworn	Cost/ Capita	Cost/ Sworn	Sworn/ 1000
Algona	\$1,323,655	3,175	7.0	\$417	\$189,094	2.20
Auburn	\$23,320,665	77,060	108.0	\$303	\$215,932	1.40
Beaux Arts	\$20,636	300	0.1	\$69	\$206,360	0.33
Bellevue	\$34,711,921	139,400	184.0	\$249	\$188,652	1.32
Black Diamond	\$1,903,300	4,305	8.0	\$442	\$237,913	1.86
Bothell	\$13,247,039	43,980	61.0	\$301	\$217,165	1.39
Burien	\$11,194,000	50,000	51.5	\$224	\$217,317	1.03
Carnation	\$497,503	1,850	2.3	\$269	\$220,134	1.22
Clyde Hill	\$1,334,779	3,060	9.0	\$436	\$148,309	2.94
Covington	\$3,788,942	18,750	18.2	\$202	\$208,298	0.97
Des Moines	\$7,868,335	30,570	33.0	\$257	\$238,434	1.08
Duvall	\$2,094,563	7,425	12.0	\$282	\$174,547	1.62
Edmonds	\$9,361,220	40,900	55.0	\$229	\$170,204	1.34
Federal Way	\$25,033,033	93,670	131.0	\$267	\$191,092	1.40
Hunts Point	\$297,425	415	1.2	\$717	\$247,854	2.89
Issaquah	\$8,348,000	34,590	37.0	\$241	\$225,622	1.07
Kenmore	\$3,300,684	22,320	16.1	\$148	\$204,503	0.72
Kent	\$32,235,879	124,500	151.0	\$259	\$213,483	1.21
Kirkland	\$21,780,797	84,680	89.0	\$257	\$244,728	1.05
Lake Forest Park	\$3,336,518	12,940	20.0	\$258	\$166,826	1.55
Lynnwood	\$13,002,111	36,590	69.0	\$355	\$188,436	1.89
Maple Valley	\$4,189,090	24,790	18.9	\$169	\$221,645	0.76
Marysville	\$13,412,833	64,940	61.0	\$207	\$219,883	0.94
Medina	\$2,050,148	3,165	9.0	\$648	\$227,794	2.84
Mercer Island	\$6,716,706	23,660	31.0	\$284	\$216,668	1.31
Mill Creek	\$4,673,447	19,900	25.0	\$235	\$186,938	1.26
Mukilteo	\$4,492,055	21,070	28.0	\$213	\$160,431	1.33
Newcastle	\$2,076,488	11,090	10.1	\$187	\$206,001	0.91
Normandy Park	\$1,486,272	6,540	8.0	\$227	\$185,784	1.22
North Bend	\$1,473,400	6,570	8.2	\$224	\$179,683	1.25
Puyallup	\$14,899,707	39,850	58.0	\$374	\$256,892	1.46
Redmond	\$17,002,031	60,560	64.0	\$281	\$265,657	1.06
Renton	\$28,758,942	101,300	121.0	\$284	\$237,677	1.19
Sammamish	\$6,555,120	61,250	31.7	\$107	\$207,113	0.52
SeaTac	\$9,720,186	27,810	43.4	\$350	\$223,761	1.56
Seattle	\$299,838,119	686,800	1,404.0	\$437	\$213,560	2.04
Shoreline	\$12,345,306	54,990	52.4	\$225	\$235,463	0.95
Skykomish	\$30,590	200	0.1	\$153	\$218,500	0.70
Snoqualmie	\$4,217,642	13,110	17.8	\$322	\$236,946	1.36
Sumner	\$3,952,638	9,705	19.0	\$407	\$208,034	1.96
Tukwila	\$16,104,716	19,540	79.0	\$824	\$203,857	4.04
University Place	\$3,528,408	32,230	15.0	\$109	\$235,227	0.47
Woodinville	\$3,181,779	11,570	14.9	\$275	\$213,829	1.29
Yarrow Point	\$329,892	1,040	2.0	\$317	\$164,946	1.92
<b>Partner City Averages (weighted)</b>				<b>\$200</b>	<b>\$219,083</b>	<b>0.91</b>
<b>Non-Partner City Averages (weighted)</b>				<b>\$337</b>	<b>\$212,662</b>	<b>1.58</b>



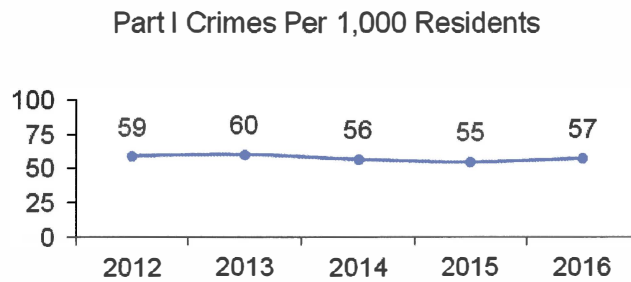
### Data sources:

1. Budgets found on city websites or via city finance personnel.
2. Population is from the Office of Financial Management.



### Burien's Crime Rate

The Crime Rate is a calculation of the number of Part I Crimes divided by population in thousands. Part I Crimes is a category of crimes established by the Federal Bureau of Investigation (FBI). It includes criminal homicide (which includes murder and non-negligent manslaughter, but excludes deaths by negligence, attempts to kill, suicides, accidental deaths, justifiable homicide, and traffic fatalities), forcible rape, robbery, aggravated assault, burglary, larceny-theft, motor vehicle theft, and arson.



Source: Police Services Data

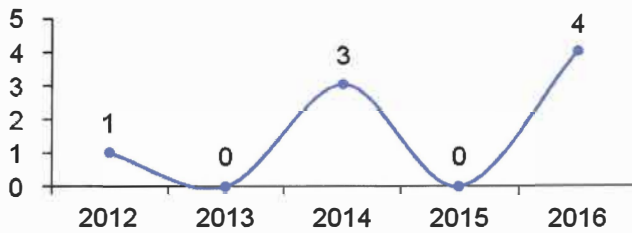




### Part I Violent Crimes against People

Part I Crimes include crimes categorized as “violent crimes” or “crimes against people.” The following are Burien’s Part I Violent Crimes.

#### Homicide

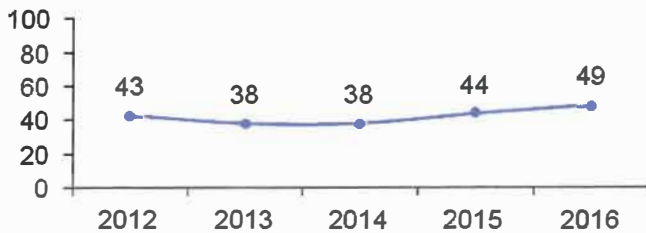


#### Homicide

The willful killing of one human being by another. Includes murder and non-negligent manslaughter, justifiable homicide, and manslaughter by negligence.

Source for all below: Police Services Data

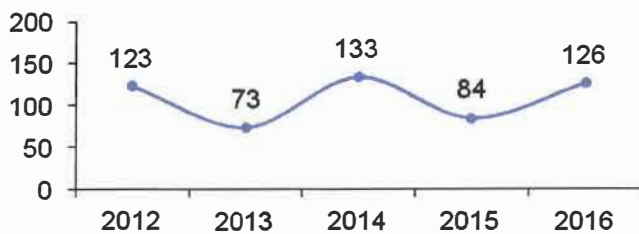
#### Rape



#### Rape

Rapes by force and attempts or assaults to rape, regardless of the age of the victim, are included in this count. Statutory offenses (no force used—victim under age of consent) are excluded.

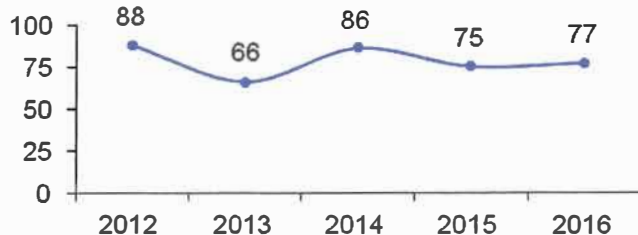
#### Aggravated Assault



#### Aggravated Assault

Aggravated assault is an unlawful attack by one person upon another for the purpose of inflicting severe or aggravated bodily injury. This type of assault usually is accompanied by the use of a weapon or by means likely to produce death or great bodily harm.

#### Robbery



#### Robbery

Robbery is the taking or attempting to take anything of value from the care, custody, or control of a person by force, threat of force, violence, or by putting the victim in fear.

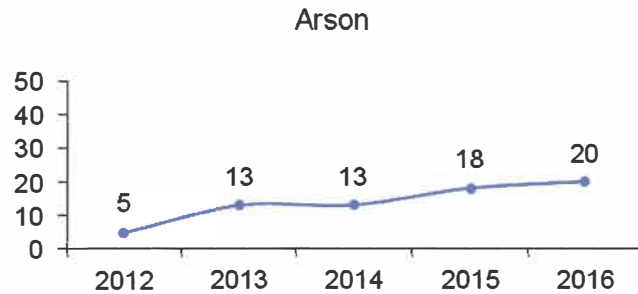


**Part I Non-Violent Crimes against Property**

The second group of Part I Crimes is known as “non-violent crimes,” “crimes against property,” or “property crimes.” The following are Burien’s Part I Crimes against Property. Information about vehicle theft, also included in this category, can be found with traffic and automobile incident information.

Arson

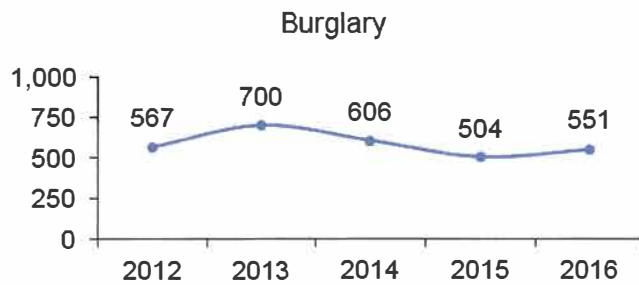
Arson is any willful or malicious burning or attempt to burn, with or without intent to defraud, a dwelling house, public building, motor vehicle or aircraft, or personal property of another.



Source for all below: Police Services Data

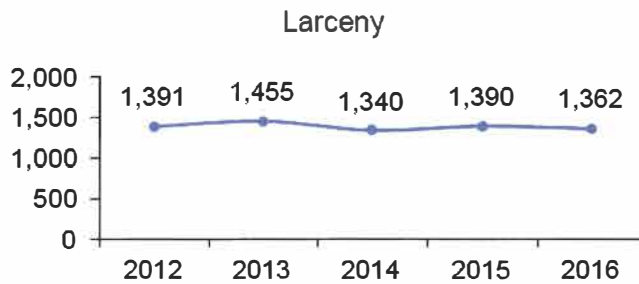
Burglary (breaking or entering)

Burglary is the unlawful entry of a commercial or residential structure with the intent to commit a crime. Attempted forcible entry is included.



Larceny (except vehicles)

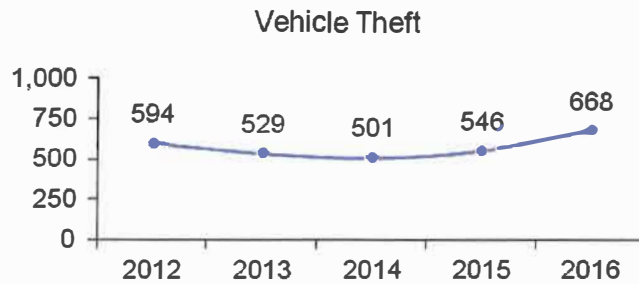
Larceny is the unlawful taking, carrying, leading, or riding away of property of any value amount from the possession or constructive possession of another. Examples are thefts of bicycles, motor vehicle parts and accessories, shoplifting, pocket-picking, or the stealing of any property or article that is not taken by force and violence or by fraud. Attempted larcenies are included. Embezzlement, forgery, check fraud, and like crimes are excluded.



## Traffic and Automobile Incident Information

### Vehicle theft

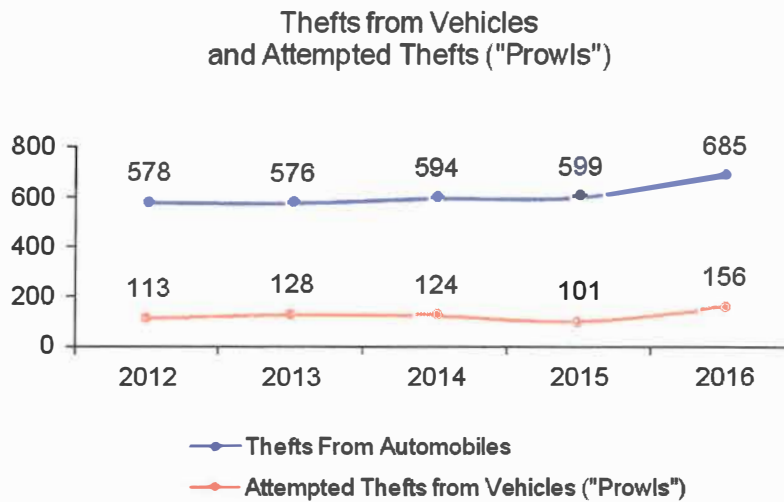
Vehicle theft is included in Part I Crimes against Property. It is the theft or attempted theft of a motor vehicle, which is defined as being self-propelled and running on a land surface and not on rails. Motorboats, construction equipment, airplanes, and farming equipment are specifically excluded from this category.



Source: Police Services Data

### Thefts and Attempted Thefts ("Prowls") from Automobiles

A theft or attempted theft ("prowl") from an automobile is the act or attempted act of taking something from the inside of an automobile.

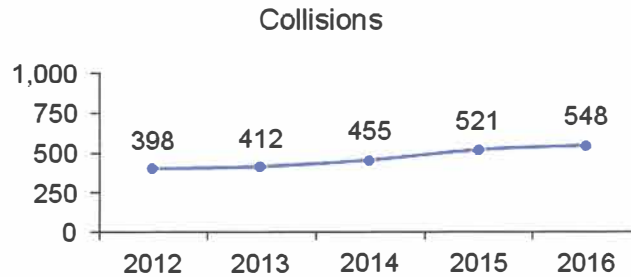


Source: Police Services Data and CAD System



Traffic Collisions

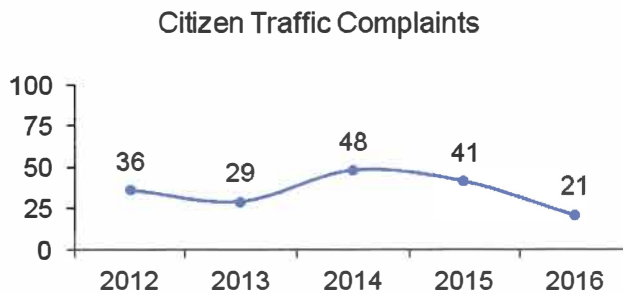
Collision information includes reports for injury, non-injury, and fatality vehicle collisions. Driving under the influence (DUI) collisions and hit-and-runs are excluded from this category.



Source: Police Services Data

Citizen Traffic Complaints

Citizen traffic complaints include all reports residents make regarding chronic traffic violations and requests for traffic enforcement. Complaints are assigned out to specific traffic enforcement units as well as patrol and are worked on a regular basis. Some complaints are resolved relatively quickly, while others become the site of on-going traffic enforcement projects.

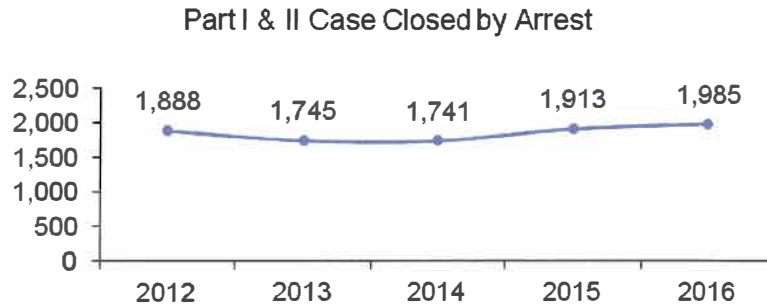


Source: Police Services Data



**Part I & II Cases Closed by Arrest**

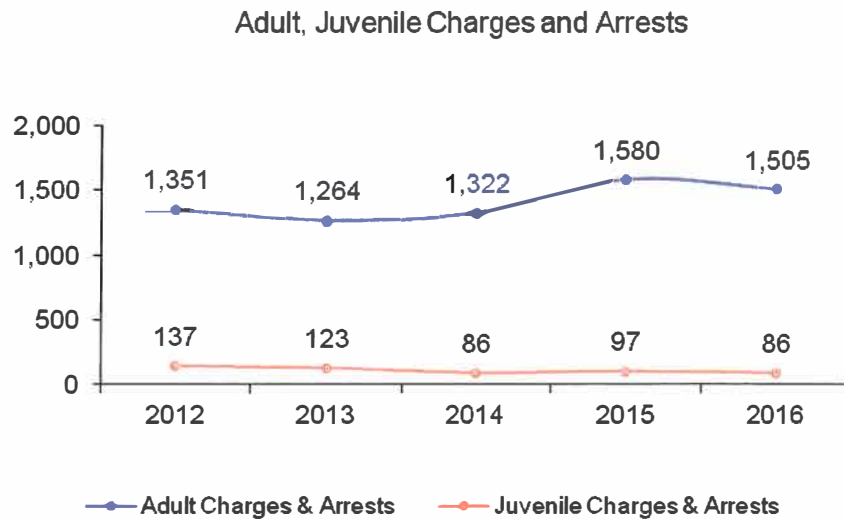
The cases below represent incidents where an officer or detective has recommended that the King County Prosecutor’s Office file criminal charges against the case suspect. These criminal charges may result in an arrest or another form of punitive action, such as a citation. A prosecuting attorney is solely responsible for the decision to formally file charges and prosecute defendants.



Source: KCSO RPIS Unit

**Adult and Juvenile Charges and Arrests**

One or more charges can result from a single arrest. Charges also can be filed when probable cause exists against a person who may not have been arrested. The following are the total number of felony and misdemeanor charges and arrests by adult and juvenile status.



Source: Police Services Data

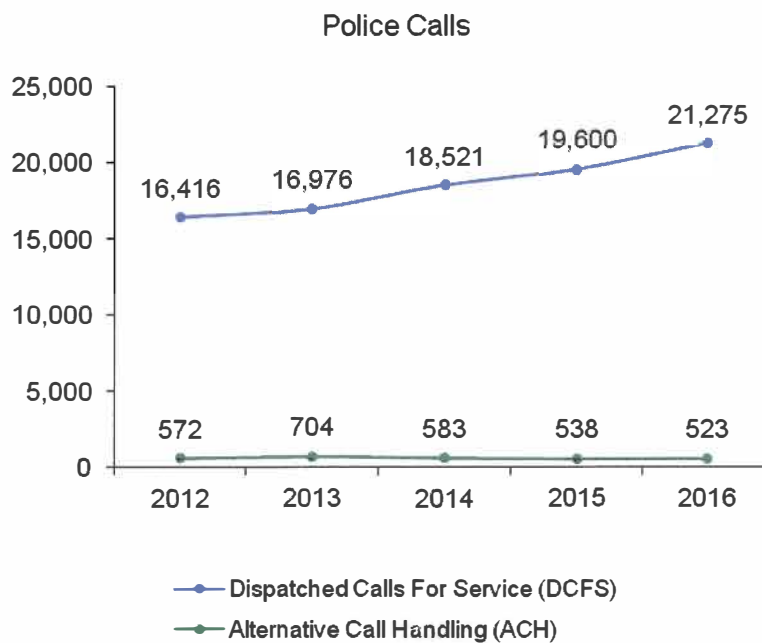


### Calls for Police Assistance

The public receives police assistance in a variety of ways. Residents can call the Emergency 911 Communications Center to have one or more officers dispatched to the field, called a “dispatched call for service.”

In addition to dispatched calls for service, 911 center operators can take certain types of reports over the phone through alternative call handling (ACH). This allows police officers more time to respond to those who need an officer present at the location of their incident.

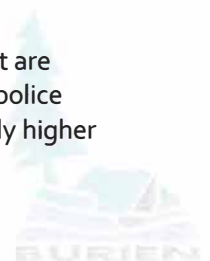
Following are the numbers of dispatched calls for service (DCFS) and alternative call handling (ACH) incidents reported.



Source: Police Services Data and CAD



**Dispatched Calls For Service (DCFS):** The number of DCFS shown here includes calls that are verified to take place inside the city limits and that are charged to the city as part of its police contract. Total DCFS counts, as shown in the Police Service Data section, may be slightly higher (usually less than 5 percent higher).



### Response Times to High Priority Calls

When calls for police assistance are received by the Emergency 911 Communications Center, they are entered into the Computer Aided Dispatch (CAD) system and given a "priority" based on the criteria described below. If the call receiver is in doubt as to the appropriate priority, the call is assigned the higher of the two priority designators in question.

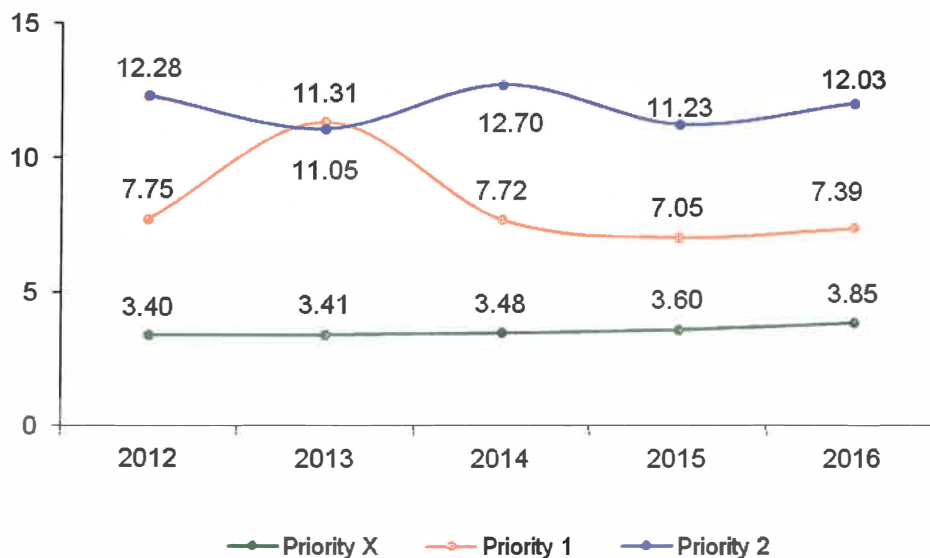
"Priority X" designates critical dispatches. These are incidents that pose an obvious danger to the life of an officer or citizen. It is used for felony crimes in-progress where the possibility of confrontation between a victim and suspect exists. Examples include shootings, stabbings, robberies or burglaries.

"Priority 1" designates immediate dispatches. These are calls that require immediate police action. Examples include silent alarms, injury traffic accidents, in-progress crimes or crimes so recent that the suspect may still be in the immediate area.

"Priority 2" designates prompt dispatches. These are calls that could escalate to a more serious degree if not policed quickly. Examples include verbal disturbances and blocking traffic accidents.

Following are the City of Burien's Police response times for the above priority calls. Response times include all time from the receipt of a phone call to the moment an officer arrives at the location of the incident.

Average Response Times to High Priority Calls  
(in minutes)



Source: Police Services Data

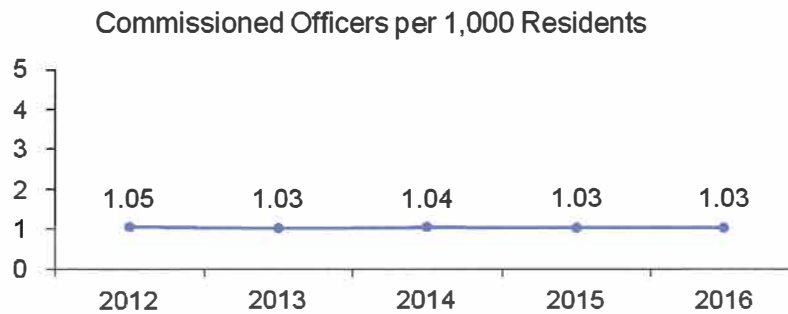


**Computer Aided Dispatch (CAD):** A computerized communication system used by emergency response agencies for dispatching and tracking calls for emergency assistance.



### Commissioned Officers per 1,000 Residents

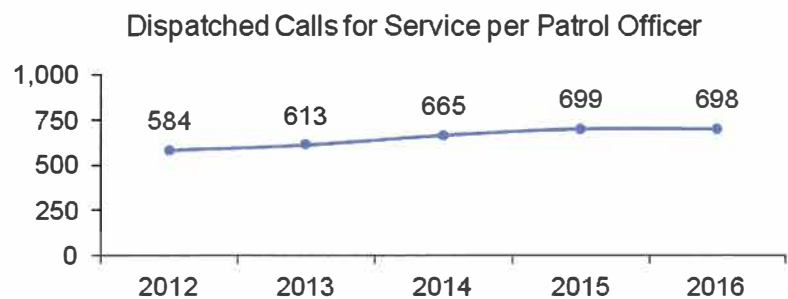
Commissioned officers per 1,000 residents shows how many commissioned police officers are employed by Burien for every 1,000 residents. This number includes commissioned officers who work in supervisory or other non-patrol related positions as well as special services officers who work part-time for the city. It does not include professional (i.e. non-commissioned) support staff.



Source: KCSO Contracts Unit

### Dispatched Calls for Service (DCFS) per Patrol Officer

Dispatched calls for service (DCFS) per patrol officer is the average number of dispatched calls one patrol officer responds to within a year. This number uses only dispatched calls Burien pays for and does not include the number of responses an officer initiates (such as witnessing and responding to traffic violations, called "on views"). Also, the numbers below are *patrol only* and exclude non-patrol commissioned officers (such as supervisors or special duty officers/detectives).



Source: KCSO Contracts Unit



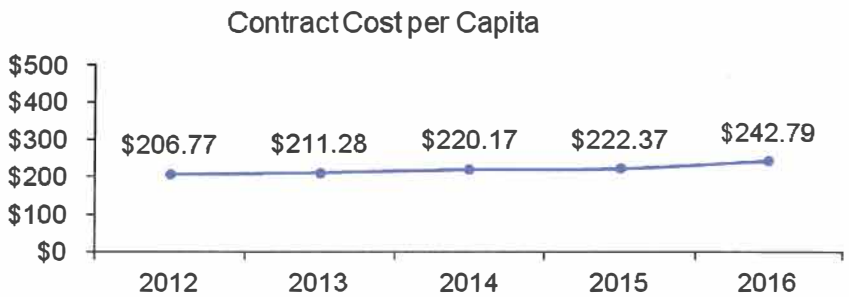


**Costs of Police Services per Capita**

The City of Burien contracts with the King County Sheriff's Office (KCSO) for police services. Among other benefits, contracting for services from a larger law enforcement agency allows for cost savings through "economies of scale." Specific economies of scale provided through the contract with KCSO include:

- Mutual aid agreements with other law enforcement agencies in Washington State
- A large pool of officers if back-up help is necessary
- Coverage if city officers are away
- Expertise of specialized units to assist officers
- More experienced officers to select from for city staffing
- Cost sharing throughout the department to keep city costs down

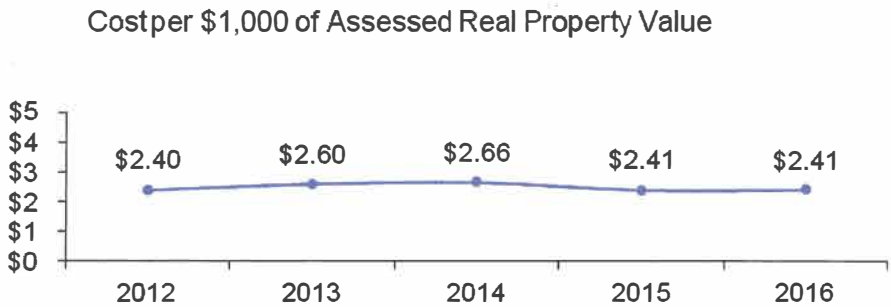
Costs for police services vary depending on a city's resources and the level and type of police services the community wants. The City of Burien may have additional funds or expenditures for special projects or programs as part of the city's law enforcement budget. These additional costs are not reflected in the contract cost per capita, which shows the contract cost for police services divided by Burien's population.



Source: KCSO Contracts Unit

**Cost per \$1,000 of Assessed Real Property Value**

Cost per \$1,000 of assessed real property value shows Burien's contract cost in relationship to the property values of Burien.



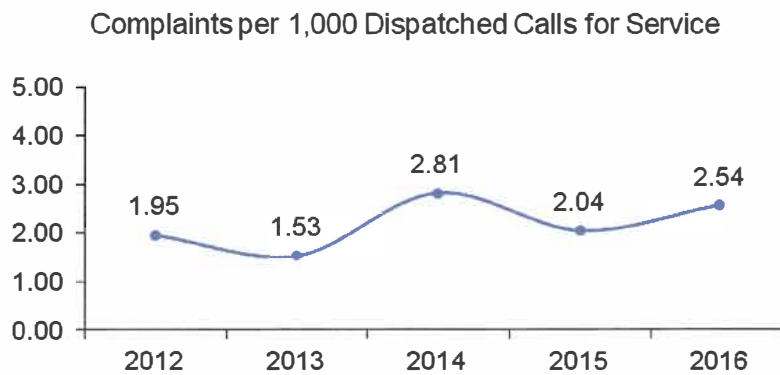
Source: King County Assessor's Office



### Complaints against Officers

Complaints against city police officers can originate from the public or internal police department personnel. All complaints are accepted and reviewed. When a complaint is made, the King County Sheriff’s Office Internal Investigations Unit (IIU) will review the complaint. While serious complaints are investigated by IIU, the majority of complaints are far less serious and are handled at the worksites by supervisors. The following are the preliminary number of internal and external complaints that were investigated for city officers. Please note that these numbers are preliminary counts; final numbers will be published in the IIU Annual Report, released each spring.

	2012	2013	2014	2015	2016
Number of Complaints	32	26	52	40	55
Number of Dispatched Calls for Service	16,416	16,976	18,521	19,600	21,275



Source: KCSO Internal Investigations & Human Resource Units



# City of Burien Police Service Data 2016



<b>CRIME SUMMARY</b>	<b>1-Q</b>	<b>2-Q</b>	<b>3-Q</b>	<b>4-Q</b>	<b>YTD</b>
<b>TOTAL PART 1 OFFENSES</b>	<b>656</b>	<b>744</b>	<b>760</b>	<b>697</b>	<b>2857</b>
<b>TOTAL PART 2 OFFENSES</b>	<b>932</b>	<b>1005</b>	<b>1045</b>	<b>905</b>	<b>3887</b>
<b>Officers Assaulted</b>	<b>2</b>	<b>2</b>	<b>5</b>	<b>3</b>	<b>12</b>
<b>Total Domestic Violence Offenses</b>	<b>154</b>	<b>148</b>	<b>144</b>	<b>140</b>	<b>586</b>
<b>Gang Incidents</b>	<b>13</b>	<b>25</b>	<b>36</b>	<b>44</b>	<b>118</b>
<b>ADULT ARREST TOTAL</b>	<b>353</b>	<b>340</b>	<b>424</b>	<b>388</b>	<b>1505</b>

<b>AUTO RECOVERIES</b>	<b>1-Q</b>	<b>2-Q</b>	<b>3-Q</b>	<b>4-Q</b>	<b>YTD</b>
Inside / Inside	75	107	76	112	370
Outside / Inside	65	84	93	81	323

<b>PART 1 Cases Closed/Cleared</b>					
<b>for the following offenses:</b>	<b>1-Q</b>	<b>2-Q</b>	<b>3-Q</b>	<b>4-Q</b>	<b>YTD</b>
Homicide	0	2	0	0	2
Rape (including attempt)	3	0	3	2	8
Robbery	6	4	10	2	22
Aggravated Assault	20	12	17	18	67
Commercial Burglary	3	3	3	4	13
Residential Burglary	5	5	6	4	20
Larceny	36	46	38	36	156
Arson	1	2	2	5	10
<b>TOTAL</b>	<b>74</b>	<b>74</b>	<b>79</b>	<b>71</b>	<b>298</b>

<b>PART 2 Cases Closed/Cleared</b>					
<b>for the following offenses:</b>	<b>1-Q</b>	<b>2-Q</b>	<b>3-Q</b>	<b>4-Q</b>	<b>YTD</b>
Assault 4th Degree	81	67	85	74	307
Narcotics	29	29	26	20	104
Frauds	5	9	4	8	26
<b>TOTAL</b>	<b>115</b>	<b>105</b>	<b>115</b>	<b>102</b>	<b>437</b>



<b>PART 1 OFFENSES</b>	<b>1-Q</b>	<b>2-Q</b>	<b>3-Q</b>	<b>4-Q</b>	<b>YTD</b>
Assault, Hands	20	15	16	16	67
Assault, Knife	3	6	6	3	18
Assault, Firearm	9	5	2	10	26
Assault, ODW	4	2	5	4	15
<b>HOMICIDE</b>	<b>1</b>	<b>2</b>	<b>1</b>	<b>0</b>	<b>4</b>
<b>Robbery, Bank</b>	<b>0</b>	<b>2</b>	<b>0</b>	<b>0</b>	<b>2</b>
<b>Robbery, Chain Store</b>	<b>6</b>	<b>4</b>	<b>7</b>	<b>3</b>	<b>20</b>
<b>Robbery, Commercial</b>	<b>0</b>	<b>0</b>	<b>0</b>	<b>1</b>	<b>1</b>
<b>Robbery, Gas Station</b>	<b>1</b>	<b>0</b>	<b>1</b>	<b>2</b>	<b>4</b>
<b>Robbery, Highway</b>	<b>8</b>	<b>4</b>	<b>7</b>	<b>4</b>	<b>23</b>
<b>Robbery, Miscellaneous</b>	<b>4</b>	<b>2</b>	<b>9</b>	<b>3</b>	<b>18</b>
<b>Robbery, Residence</b>	<b>0</b>	<b>2</b>	<b>1</b>	<b>3</b>	<b>6</b>
<b>Robbery, Carjack</b>	<b>0</b>	<b>2</b>	<b>0</b>	<b>1</b>	<b>3</b>
<b>Attempted Rape</b>	<b>1</b>	<b>0</b>	<b>0</b>	<b>1</b>	<b>2</b>
<b>Rape</b>	<b>8</b>	<b>8</b>	<b>11</b>	<b>8</b>	<b>35</b>
<b>Child Rape</b>	<b>4</b>	<b>0</b>	<b>7</b>	<b>1</b>	<b>12</b>
Comm Burglary, FE	29	32	44	29	134
Comm Burglary, NF	8	8	10	13	39
Comm Burglary, ATT	2	4	4	9	19
Residential Burglary, FE	37	64	50	51	202
Residential Burglary, NF	25	35	36	32	128
Residential Burglary,ATT	7	5	9	8	29
Larceny	335	359	362	306	1362
<b>Vehicle Theft</b>	<b>138</b>	<b>177</b>	<b>165</b>	<b>183</b>	<b>663</b>
<b>Truck-Bus Theft</b>	<b>0</b>	<b>0</b>	<b>0</b>	<b>1</b>	<b>1</b>
<b>Other Vehicle Theft</b>	<b>1</b>	<b>1</b>	<b>0</b>	<b>0</b>	<b>2</b>
Theft Boat/RV	2	0	0	0	2
<b>Arson Confirmed</b>	<b>3</b>	<b>5</b>	<b>7</b>	<b>5</b>	<b>20</b>
<b>TOTAL PART 1 OFFENSES</b>	<b>656</b>	<b>744</b>	<b>760</b>	<b>697</b>	<b>2857</b>



<b>PART 2 OFFENSES</b>	<b>1-Q</b>	<b>2-Q</b>	<b>3-Q</b>	<b>4-Q</b>	<b>YTD</b>
Assault 4th Degree	95	98	114	103	410
Total Sex Offenses	39	32	34	35	140
Family/Juvenile Offenses	91	93	78	81	343
Forgery/Fraud Offenses	68	59	58	51	236
Commercial Vice	0	1	2	0	3
Gambling, Other	0	0	0	0	0
Kidnapping	2	1	1	0	4
Weapons	14	24	15	14	67
All Other	193	182	198	191	764
Viol Crt Order (misd)	29	28	30	33	120
Viol Crt Order (felony)	3	8	4	3	18
<b>HATE CRIMES</b>	0	1	0	1	2
Stolen Property	14	5	4	2	25
Trespass	196	231	276	162	865
Vandalism	90	110	110	118	428
Disorderly Conduct	4	4	6	2	16
Liquor Violation	24	42	40	30	136
D U I	41	57	49	59	206
<b>HEROIN, etc</b>	14	11	10	9	44
<b>SYNTHETIC NARCOTICS</b>	13	18	14	10	55
<b>OTHER NARCOTICS</b>	1	0	1	0	2
<b>MARIJUANA</b>	1	0	1	1	3
<b>TOTAL PART 2 OFFENSES</b>	<b>932</b>	<b>1005</b>	<b>1045</b>	<b>905</b>	<b>3887</b>



<b>DISPATCHED CALLS</b>					
<b>FOR SERVICE</b>	<b>1-Q</b>	<b>2-Q</b>	<b>3-Q</b>	<b>4-Q</b>	<b>YTD</b>
N1	842	987	1110	780	3719
N2	844	971	1009	859	3683
N3	735	796	789	720	3040
N4	454	538	644	513	2149
N5	1373	1699	1791	1589	6452
N6	606	692	698	595	2591
<b>TOTAL DCFS</b>	<b>4854</b>	<b>5683</b>	<b>6041</b>	<b>5056</b>	<b>21634</b>

<b>AVG Response Time</b>	<b>1-Q</b>	<b>2-Q</b>	<b>3-Q</b>	<b>4-Q</b>
<b>Critical Dispatch X=</b>	<b>3.81</b>	<b>3.08</b>	<b>4.73</b>	<b>3.99</b>
<b>Immediate Dispatch 1=</b>	<b>7.03</b>	<b>7.53</b>	<b>7.46</b>	<b>7.49</b>
<b>Prompt Dispatch 2=</b>	<b>10.90</b>	<b>12.83</b>	<b>12.86</b>	<b>11.27</b>
<b>Routine Dispatch 3=</b>	<b>32.62</b>	<b>38.33</b>	<b>40.55</b>	<b>32.72</b>

<b>LARCENY OFFENSES</b>	<b>1-Q</b>	<b>2-Q</b>	<b>3-Q</b>	<b>4-Q</b>	<b>YTD</b>
D/D	17	6	8	12	43
Gas	0	0	0	0	0
APA	9	16	6	12	43
Bike	3	7	13	4	27
COMD	2	3	1	0	6
NSC	33	40	57	44	174
P/P	1	3	3	0	7
P/S	3	2	1	1	7
S/L	74	47	40	28	189
TFA	148	186	176	175	685
TFB	45	49	57	30	181
<b>TOTAL</b>	<b>335</b>	<b>359</b>	<b>362</b>	<b>306</b>	<b>1362</b>



<b>ARRESTS</b>	<b>1-Q</b>	<b>2-Q</b>	<b>3-Q</b>	<b>4-Q</b>	<b>YTD</b>
<b>Juvenile Arrests</b>					
Felony	8	2	6	5	21
Misdemeanor	17	13	13	22	65
Homicide	0	1	0	0	1
<b>JUVENILE ARREST TOTAL</b>	<b>25</b>	<b>16</b>	<b>19</b>	<b>27</b>	<b>87</b>
<b>Adult Arrests</b>					
Felony	60	69	77	77	283
Misdemeanor	293	271	347	311	1222
Homicide	0	0	0	0	0
<b>ADULT ARREST TOTAL</b>	<b>353</b>	<b>340</b>	<b>424</b>	<b>388</b>	<b>1505</b>
<b>Grand Total Arrests</b>	<b>378</b>	<b>356</b>	<b>443</b>	<b>415</b>	<b>1592</b>





<b>JUVENILE FEL. ARRESTS</b>	<b>1-Q</b>	<b>2-Q</b>	<b>3-Q</b>	<b>4-Q</b>	<b>YTD</b>
Aggravated Assault	3	1	1	1	6
Arson	0	0	0	1	1
Burglary	0	1	0	1	2
Counterfeiting / Forgery	0	0	0	0	0
Disorderly Conduct	0	0	0	0	0
D U I	0	0	0	0	0
Embezzlement	0	0	0	0	0
Forcible Rape	0	0	0	0	0
Fraud	0	0	0	0	0
Gambling, Other	0	0	0	0	0
Larceny	0	0	0	0	0
Liquor Violation	0	0	0	0	0
Marijuana	0	0	0	0	0
Narcotics / Drug Violation	0	0	0	0	0
Other (except Traffic)	0	0	0	0	0
Other (Traffic Violations)	0	0	0	0	0
Prostitution - VICE	0	0	0	0	0
Robbery	2	0	2	0	4
Sex Offense (No Rape)	0	0	0	0	0
Simple Assault	0	0	0	0	0
Stolen Property	0	0	1	0	1
Vandalism	0	0	0	0	0
Vehicle Theft	2	0	0	1	3
Weapons Violations	1	0	2	1	4
<b>TOTAL</b>	<b>8</b>	<b>2</b>	<b>6</b>	<b>5</b>	<b>21</b>

<b>JUVENILE MISD ARRESTS</b>	<b>1-Q</b>	<b>2-Q</b>	<b>3-Q</b>	<b>4-Q</b>	<b>YTD</b>
Aggravated Assault	0	0	0	0	0
Arson	0	0	0	0	0
Burglary	0	0	0	0	0
Counterfeiting / Forgery	0	0	0	0	0
Disorderly Conduct	0	0	0	0	0
D U I	0	1	1	1	3
Embezzlement	0	0	0	0	0
Forcible Rape	0	0	0	0	0
Fraud	0	0	0	0	0
Gambling, Other	0	0	0	0	0
Larceny	2	3	4	1	10
Liquor Violation	0	1	1	0	2
Marijuana	1	0	0	1	2
Narcotics / Drug Violation	0	0	0	0	0
Other (except Traffic)	5	1	0	4	10
Other (Traffic Violations)	1	0	1	0	2
Prostitution - VICE	0	0	0	0	0
Robbery	0	0	0	0	0
Sex Offense (No Rape)	1	0	0	0	1
Simple Assault	6	6	4	13	29
Stolen Property	0	0	0	0	0
Vandalism	0	1	2	1	4
Vehicle Theft	0	0	0	0	0
Weapons Violations	1	0	0	1	2
<b>TOTAL</b>	<b>17</b>	<b>13</b>	<b>13</b>	<b>22</b>	<b>65</b>



<b>ADULT FEL. ARRESTS</b>	<b>1-Q</b>	<b>2-Q</b>	<b>3-Q</b>	<b>4-Q</b>	<b>YTD</b>
Aggravated Assault	15	7	14	12	48
Arson	1	1	2	3	7
Burglary	8	7	7	5	27
Counterfeiting / Forgery	2	2	0	1	5
Court Order Violation	3	9	5	2	19
Disorderly Conduct	0	0	0	0	0
D U I	0	1	0	1	2
Embezzlement	0	0	0	0	0
Forcible Rape	2	0	2	1	5
Fraud	1	1	1	0	3
Gambling, Other	0	0	0	0	0
Larceny	1	1	0	0	2
Liquor Violation	0	0	0	0	0
Marijuana	0	0	0	0	0
Narcotics / Drug Violation	4	8	10	17	39
Other (except Traffic)	4	7	5	4	20
Other (Traffic Violations)	2	1	3	3	9
Prostitution - VICE	0	0	0	0	0
Robbery	3	2	8	2	15
Sex Offense (No Rape)	1	1	3	2	7
Simple Assault	0	0	0	0	0
Stolen Property	3	4	3	4	14
Vandalism	0	1	0	0	1
Vehicle Theft	7	15	9	16	47
Weapons Violations	3	1	5	4	13
<b>TOTAL</b>	<b>60</b>	<b>69</b>	<b>77</b>	<b>77</b>	<b>283</b>

<b>ADULT MISD ARRESTS</b>	<b>1-Q</b>	<b>2-Q</b>	<b>3-Q</b>	<b>4-Q</b>	<b>YTD</b>
Aggravated Assault	0	0	0	0	0
Arson	0	1	0	0	1
Burglary	0	0	0	1	1
Counterfeiting / Forgery	2	1	0	2	5
Court Order Violation	27	24	28	35	114
Disorderly Conduct	3	3	5	1	12
D U I	40	45	44	58	187
Embezzlement	0	0	0	0	0
Forcible Rape	0	0	0	0	0
Fraud	0	1	1	2	4
Gambling, Other	0	0	0	0	0
Larceny	35	45	39	36	155
Liquor Violation	0	0	1	2	3
Marijuana	0	0	1	0	1
Narcotics / Drug Violation	4	0	0	0	4
Other (except Traffic)	43	43	81	51	218
Other (Traffic Violations)	37	33	42	41	153
Prostitution - VICE	0	0	0	0	0
Robbery	0	0	0	0	0
Sex Offense (No Rape)	2	1	1	1	5
Simple Assault	80	58	84	63	285
Stolen Property	1	1	4	1	7
Vandalism	16	14	13	14	57
Vehicle Theft	0	0	0	1	1
Weapons Violations	3	1	3	2	9
<b>TOTAL</b>	<b>293</b>	<b>271</b>	<b>347</b>	<b>311</b>	<b>1222</b>

